



URSULINE CONVENT SR.SEC SCHOOL

HOLIDAY HOMEWORK

Class – U.K.G

Session – 2026-27

Children are amazing...cherish them
They are believable...trust them
They are childlike...let them
They are energetic...nourish them
Here now, be with them...
Innocent, delight in them...
Magical, fly with them...



It is Summertime, and School vacation has begun.

It is time for children to play and have fun in the Sun.

The Month of May has brought long, hot days, and now we have our summer holiday

Summer holidays mean no school, waking up late with no set rules, little homework that is easy to do, less studying and lots of fun.

Playing, talking & watching cartoons - the fun continues till the end of June

This beautiful time comes once a year; summer holidays are the best days ever...

Dear Parents,

There are more your kids can do to make their vacation more interesting, meaningful, and full of fun while doing all their favourite things.

Here is a 'Summer Vacation Activity Box' just for them. So, get ready for their treasure hunt, with your help.



Few fun activities which will help you to develop a good bond with your kid and help them to learn some life skills:

Be a friend: play games with your child like – Ludo, Carom, etc.

- 1. Explore Nature: take your child for morning walk, and along with them count trees, cars, stones, flowers etc. While going for a walk.**
- ❖ **Playing in gardens and parks always bring joy for little kids, at the same time they can prove to be great learning source i.e. Different plants, trees, flowers, leaves, their colours etc. Bring your child close to nature. Take your child to nature walk.**
 - ❖ **Encourage your child to play with other children helping them to make new friends.**
 - ❖ **Children must learn to help themselves by folding of apron & napkin, closing & opening of bag, water bottle, fruit box, lunch box etc., hanging of bag & water bottles, buttoning of shirt**
 - ❖ **Show different vegetables and fruits and ask him/her to identify and pick up whichever he/she wants to eat, its colour and taste etc.**
 - ❖ **Talk to your child about the things they see around which will help in enriching the child's vocabulary. When you dress up your child make him/ her aware about the colour of the dress.**
 - ❖ **Spend some time with your child by playing or simply conversing in English and develop a habit of speaking proper sentence like: -**
- **How are you? I'm good. Thank you.**
 - **Please, open / close my tiffin box / bottle.**
 - **I have finished my work / food.**
 - **Please, switch off / on the light / fan.**
 - **May I go to the park?**
 - **May I play with my toys?**
 - **I am feeling hungry; may I have something to eat.**
 - **Please give me a tissue paper/ book/ pencil.**
 - **Thank you for the wonderful gift.**
 - **I am thirsty; may I have some water.**
 - **I want to sleep.**

- Can I watch television.

Encourage your child to practice general conversation every day.

PERSONALITY DEVELOPMENT

- Help your child to be more Independent by engaging him or her various activities like: -
- Brushing teeth twice a day.
- Bathing every day.
- Washing hands before and after meals.
- Trimming the nails and keeping them clean.
- Wiping hands and face.
- Make bed.
- Shampoo and comb hair.

USING THE MAGIC WORDS

- Excuse Me!
- May I
- Thank You
- I Am Sorry
- Please

SUGGESTED MOVIES TO WATCH

- Kungfu Panda
- Stuart Little
- Inside Out 2
- Jurassic World

Suggested phonics link to learn phonics.

<https://www.youtube.com/watch?v=-ksblMiliA8>

Suggested Books for reading.

1. The Ginger Bread Cow Boy
2. Last Stop on Market Street
3. Ten on a Twig by Lo Cole

COMPLETE THE ACTIVITY SHEETS GIVEN BELOW

INSTRUCTIONS: -. Take a printout of given worksheets

- . Do all the worksheets neatly and carefully with the help of your parents
- Submit your Holiday Homework on 1st July 2026



SINGULAR - PLURAL

ADD 'S'


CHANGE SINGULAR INTO PLURAL BY ADDING 'S':

1.  Cup - _____.




2.  Star - _____.




3.  Bangle - _____.



4.  Bottle - _____.




5.  Flower - _____.



6.  Bell - _____.



7.  Carrot - _____.



8.  Stool - _____.



9.  House - _____.



10.  Spoon - _____.



Name: _____

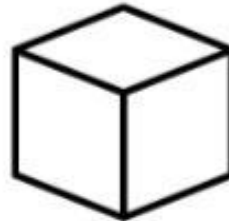
Date: _____

Colors

Read and color.



yellow



blue



red




pink



gray



brown

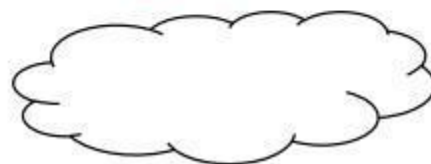
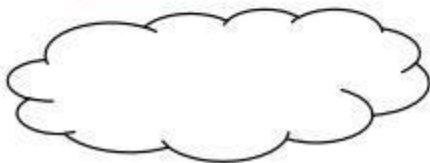
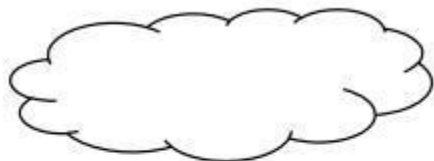
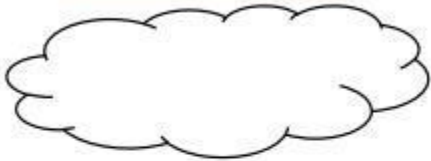
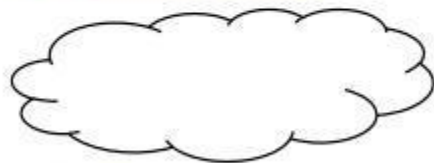
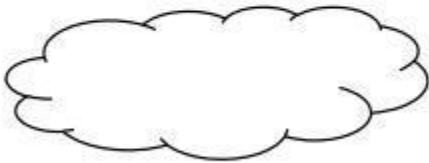


orange



green

WRITE THE ACTION WORDS FOR EACH PICTURE.



What comes

AFTER

BEFORE

BETWEEN?

17 →

← 23

14

16

31 →

← 45

28

30

8 →

← 12

6

8

24 →

← 37

36

38

3 →

← 19

9

11

42 →

← 50

21

23

15 →

← 27

17

19



NUMBER NAMES



Write the number names for the given numbers.

Name : _____



Date : _____



14



3



19



7



11



1



20



8



15



6



17



2



9



16



4



12



18



10



5



13



आ मात्रा वाले शब्द लेखन अभ्यास



तारा तारा



ताला ताला



माला माला



छाता छाता



बाजा बाजा



राजा राजा



आम आम



काला काला

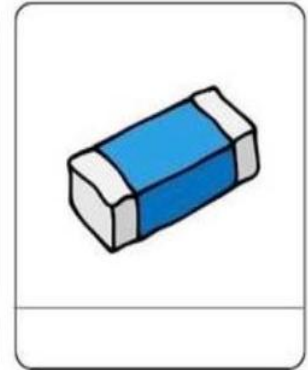









लाल लाल



जाल जाल

चित्रों को देखिए और बिना मात्रा के शब्द लिखे।



Fill in the blanks with the correct answers.

nose

tongue

hear

touch

see

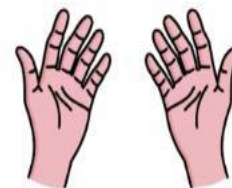
1. I can smell with my _____.



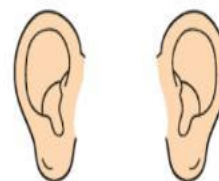
2. I can _____ with my eyes.




3. I can _____ with my hands.



4. I can _____ with my ears.



5. I can taste with my _____.



TRANSPORTATION

Color the means of transport according to where they go.



LAND



WATER



AIR



Identify the pictures and write the correct spellings of vegetables



1. _____



2. _____



3. _____



4. _____




5. _____



6. _____



7. _____



8. _____



9. _____



10. _____



11. _____



12. _____

Cucumber

Broccoli

Carrot

Cabbage

Potato

Spinach

Onion

Garlic

Tomato

Paprika

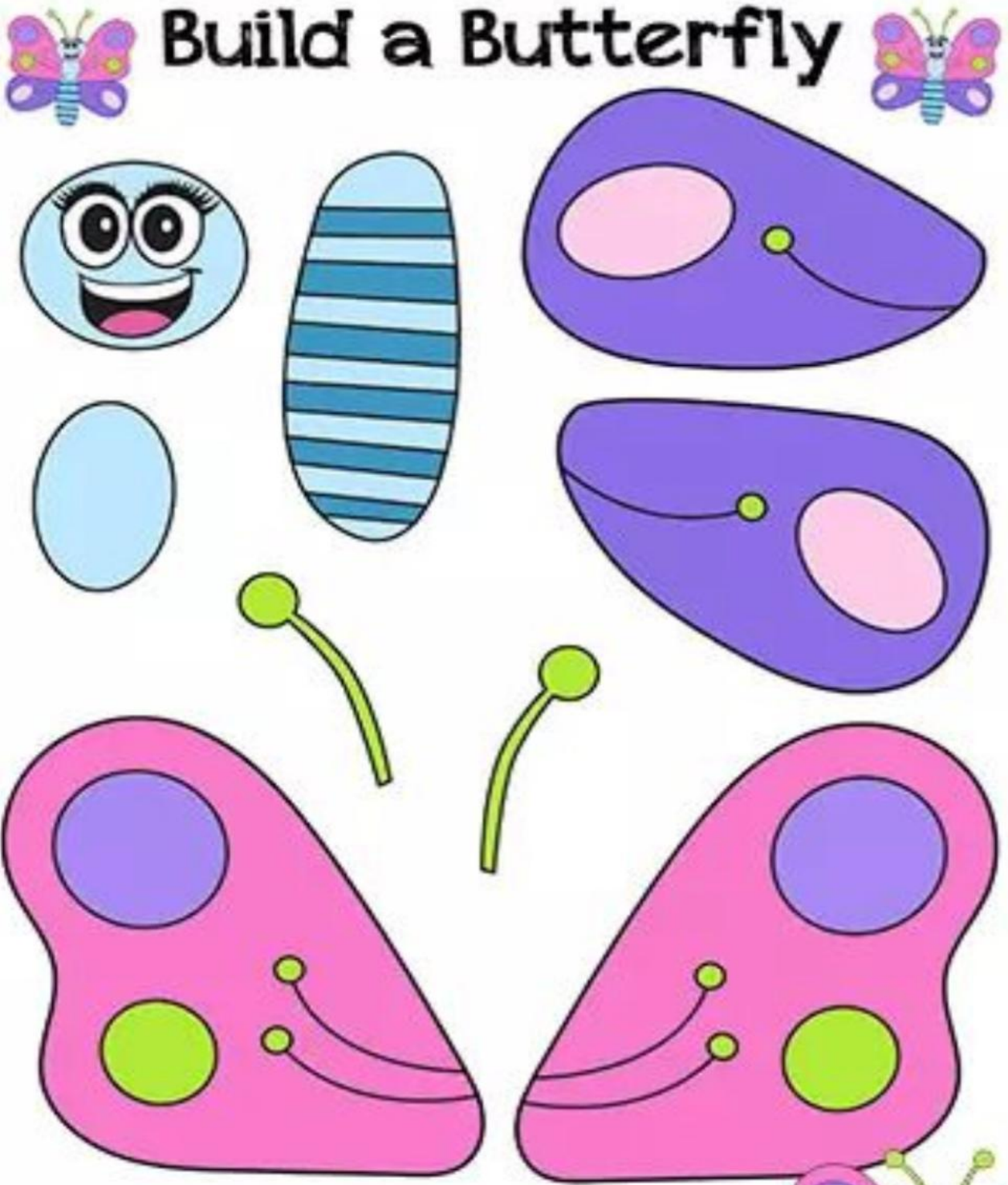
Eggplant

Lettuce

ACTIVITY TIME

ACTIVITY 1

Take the colored printout of given worksheet, cut out the shapes and paste them on A4 sheet to build your very own butterfly



Activity 2

- Make a stick puppet of your favourite fruit / Vegetable and learn 5 – 6 lines about them.



We hope you will enjoy these activities and come back to school with a new zeal and enthusiasm.

Submit your Holiday H.w on 1st July 2026

